

KOKUYO

KOKUYO FURNITURE INDONESIA



INDONESIA CATALOG

Curiosity is Life
KOKUYO

KOKUYO GLOBAL



KOKUYO INDONESIA



120th Anniversary, “Curiosity is Life”

In 2025, KOKUYO marks its 120th anniversary with a renewed vision for the future. To honor this milestone, we are undertaking a major rebranding, introducing a new corporate identity and our first corporate message: “Bring Curiosity to Life”

Founded in 1905 as a maker of book covers, KOKUYO has continuously evolved alongside the changing ways people learn, work, and live. From stationery to office furniture and beyond, our journey has always been guided by a simple belief: curiosity is the starting point of creativity, discovery, and progress.

Since defining our long-term vision, CCC2030, KOKUYO has reimagined its role as a **Work & Lifestyle Company**, expanding our focus from products to experiences. Through our mid-term plan, Unite for Growth 2027, we aim to deepen value creation by connecting spaces, people, and ideas across regions and disciplines.

This rebranding reflects our commitment to fostering an autonomous and collaborative society. With initiatives such as CURIOCITY, we seek to create places where curiosity connects people—where learning, working, and living intersect, and new possibilities emerge.

By bringing curiosity into everyday life through thoughtful design, meaningful experiences, and innovative manufacturing, KOKUYO continues to enrich lives—now and into the future.

Curiosity is Life

Bring Curiosity to Life and Enriches Our Lives

120
YEARS IN
BUSINESS

3
BILLION USD
REVENUE

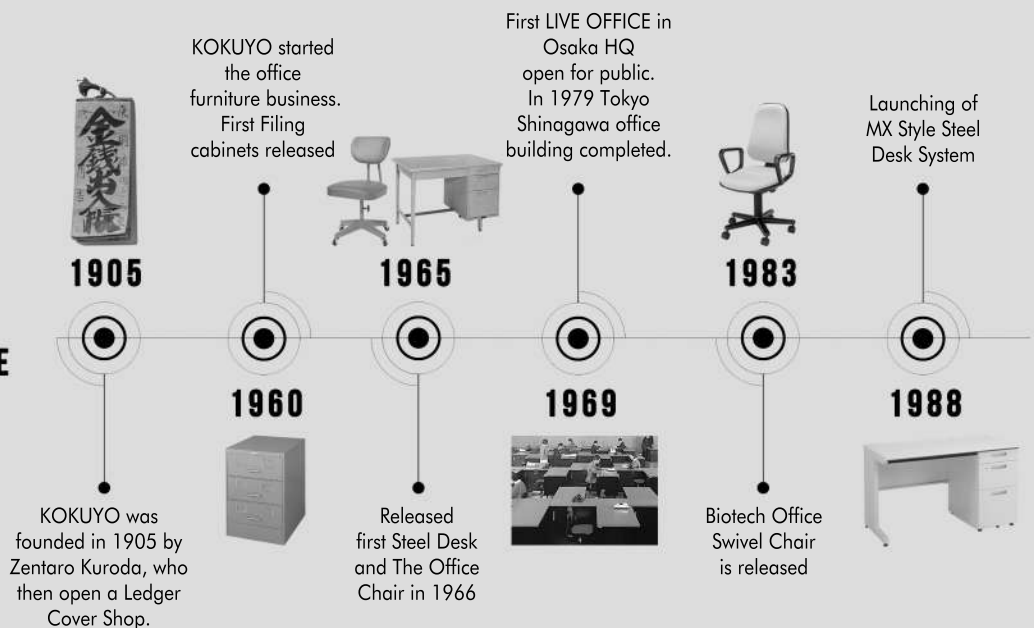
1
TOP OFFICE
SUPPLY
(JAPAN)

95
PERCENT
DOMESTIC
BRAND
RECOGNITION

7000
NUMBER OF EMPLOYEE
GLOBALLY

TOP BRAND

**KOKUYO
FURNITURE**





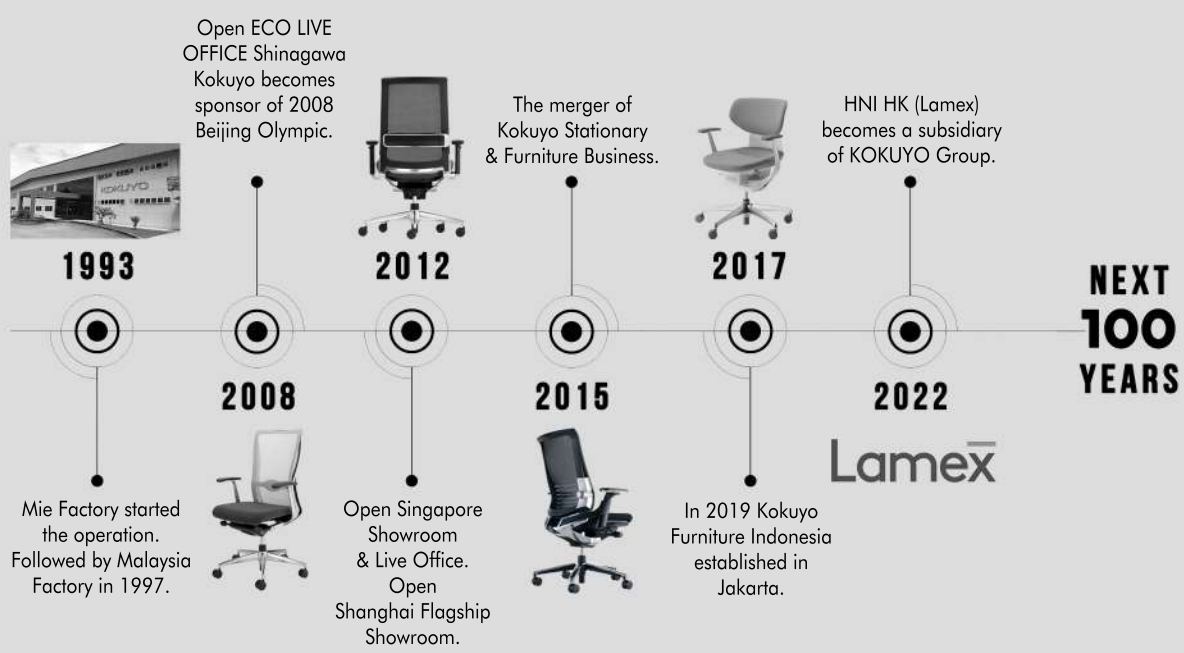
27
NATIONWIDE
LIVE OFFICES

12
OVERSEA
SHOWROOMS

4
MANUFACTURING
PLANTS

6
DISTRIBUTOR &
DEALERS

- LIVE OFFICE - SHOWROOM
- DEALERS
- FACTORY PLANT



dive in.



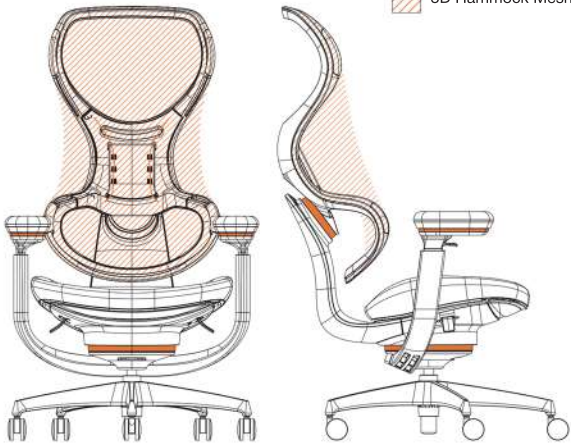
ingCloud





3D Ultra Auto Fit = Triple Gliding × 3D Hammock Mesh

- Triple Gliding
- 3D Hammock Mesh



3D Hammock Mesh

The 3D Hammock Mesh wraps around you, creating a floating sensation

The frameless backrest frees arm movement and molds to your back, while the base supports both sides of your lumbar. It adapts to different body types without manual adjustment.

Triple Gliding

Moves with every shift in posture, instinctively adapting to become one with your body

The gliding mechanism, installed at three key points under the seat, in the backrest, and at the armrests tracks your posture and every movement, no matter how subtle.

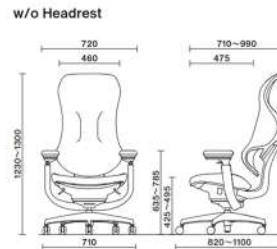
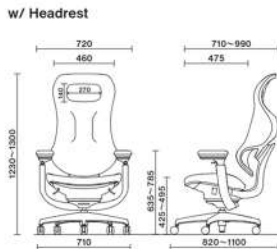


COLOR MATERIAL



Light model			Dark model		
Product Color Code Symbols : G			Product Color Code Symbols : J		
Body	Base	Headrest (Eco PVC Leather)	Body	Base	Headrest (Eco PVC Leather)
E2 Light Gray	E2 Light Gray	VZEA Neutral Gray	BP Peat Gray	BP Peat Gray	VZE6 Black
Light Gray / Soft Gray Product Color Code Symbols : E2E2E3			Peat Gray / Black Product Color Code Symbols : BPBPBK		
Backrest (Mesh)	Seat (Upholster)	Gliding Mechanism Color	Backrest (Mesh)	Seat (Upholster)	Gliding Mechanism Color
FDE2	G4E2	E3	FDBP	G4BP	BK

Light Gray / Sun Orange Product Color Code Symbols : E2E2YP			Peat Gray / Sun Orange Product Color Code Symbols : BPBPYP		
Backrest (Mesh)	Seat (Upholster)	Gliding Mechanism Color	Backrest (Mesh)	Seat (Upholster)	Gliding Mechanism Color
FDE2	G4E2	YP	FDBP	G4BP	YP



WEB SPECIAL SITE

AGATA

For all working postures and all physical difference.





VARIATION



Leather Backrest

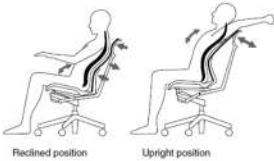


Fabric Type

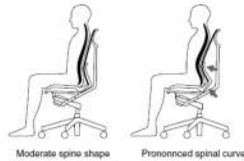


Visitor Type

FEATURE



Adjustable Backrest according to user's posture



Adjustable Lumbar support for different spine shape



Genuine leather upholstery



Multi-adjustable armrest (vertical & lateral)



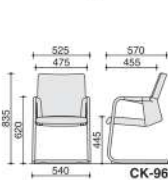
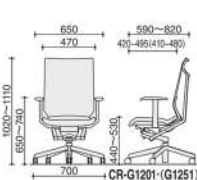
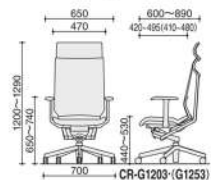
Headrest tilting (30 degree)

DIMENSION

Headrest Type

Standard Type

Visitor Type



UPHOLSTERY

Leather



Backrest Cushion



Seat Cushion



WEB SPECIAL SITE

AIRFORT 2

AIR.
The ultimate comfort.





VARIATION



FEATURE



Air lumbar support for seating comfort



Air slit urethane foam to release heat



Easy operating lever under seat



Seat height adjustment



Seat depth adjustment



Auto adjust rocking



Height and Angle Adjustable headrest

UPHOLSTERY

Mesh



Leather



D M G Y B



WEB SPECIAL SITE

INSPINE

Paving the future.

We inspire INSPINE, the first wire lumbar support chair.





WIRE LUMBAR SUPPORT

Wires that can be freely adjusted according to user's curvature of spine and seating position.



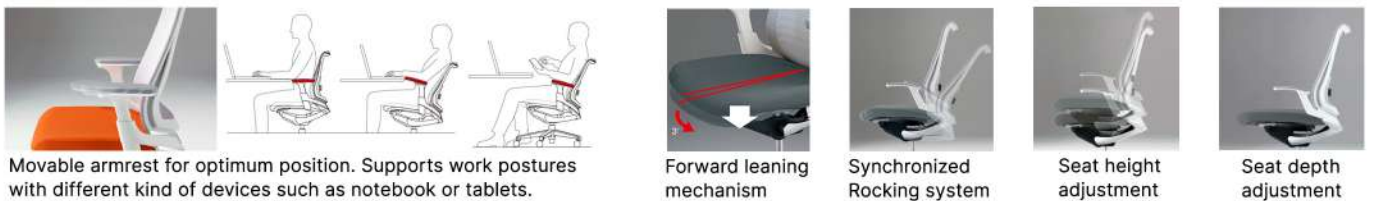
Wires tension when pressure comes from upper side.

Wires tension when pressure comes from lower side.

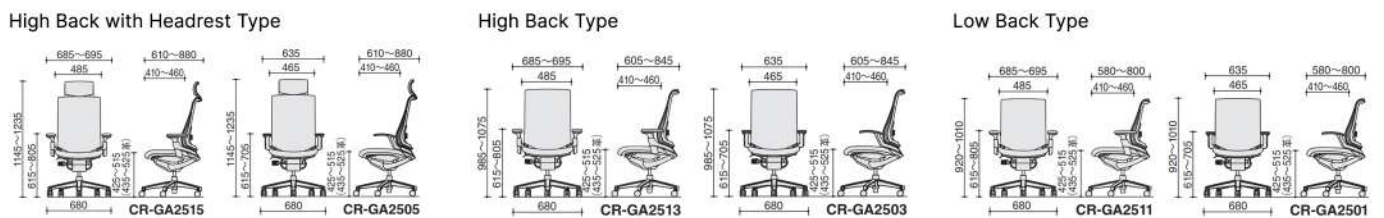
VARIATION



FEATURE



DIMENSION



UPHOLSTERY

Backrest Frame & Mesh



Cushion



Leather Seat



WEB SPECIAL SITE

Bezel

A chair that works for you.
Combines design and functionality as one.





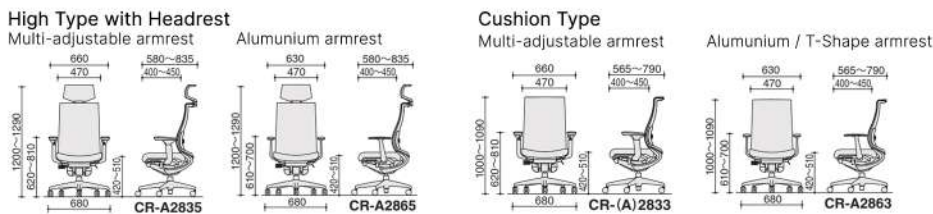
VARIATION



FEATURE



DIMENSION



UPHOLSTERY



Duora2

A sustainable chair that works for you.
Combines design and functionality as one.





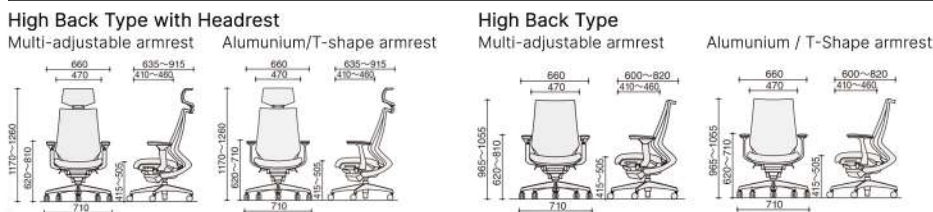
VARIATION



FEATURE



DIMENSION



UPHOLSTERY



ing

360° Gliding Chair



2018
Good Design
Winner Award



DESIGN
AWARD
2019





VARIATION

Mesh Back Type

Fabric Back Type



FEATURE

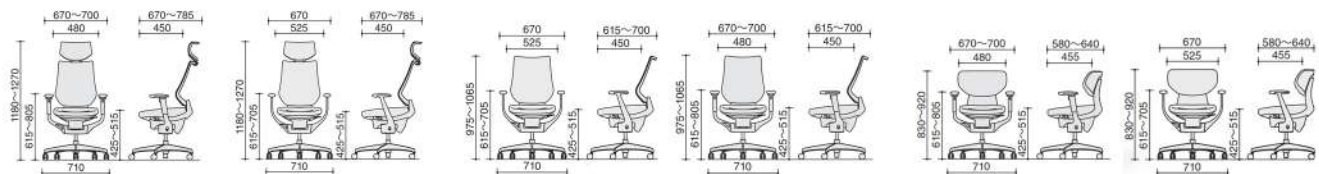


DIMENSION

High Type

Mid Back Type

Low Back Type




COLOR MATERIAL


Mesh



Fabric



Leg / Frame



COLORS OPTION



360° VIEW



WEB SPECIAL SITE

360°
Gliding
Chair **ingLIFE**

Bring the comfort of gliding to your casual office.



reddot winner 2022



DESIGN
AWARD
2023



2022
Good Design
Winner Award



VARIATION



Wooden Backrest



Fabric Backrest



5 Star Leg Type



4 Leg Type

FEATURE



Wide and firm backrest



Wide and comfortable seating



Casual and compact mechanism

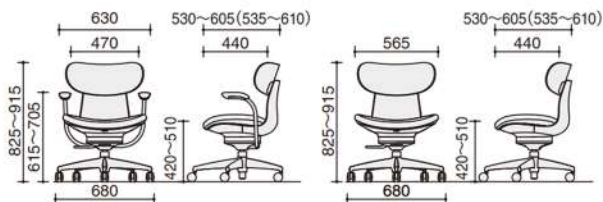


Grip armrest for effective swinging



Leather seat type

DIMENSION



COLOR MATERIAL

Wooden Backrest



Cushion (Seat/Backrest)



Leather Type



WEB SPECIAL SITE



ENTRY 2



Sit Smart. Work Better.







VARIATION

Without Headrest

With Headrest



White Frame
Nylon Leg

Black Frame
Polished Leg

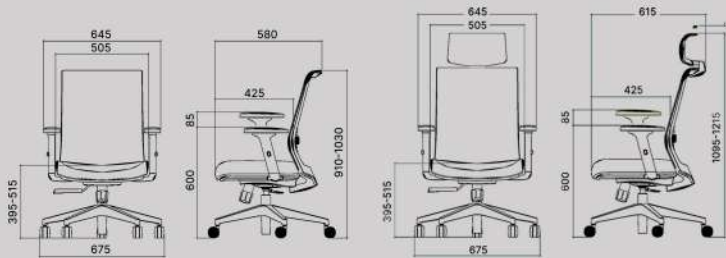


White Frame
Polished Leg

Black Frame
Nylon Leg



DIMENSION



Adjustable Headrest
(up and down)

UPHOLSTERY

Frame



Back Mesh



Fabric Seat



D Black C Brown B Blue M Grey



Y Orange W Beige G Green L Light Blue

Adjustable
Lumbar Support
(Pressure & Height)

Easy knob type operation
for seat height & depth adjustment



WEB SPECIAL SITE





DAYS OFFICE

hug knit

A chair that embodies warmth, openness, and comfort—the elastomer chair. Perfect for both focused solo work and seamless team interaction.



FEATURE



The elastomer backrest with soft flexibility

Rocking and forward seat tilt function

Excellent body pressure distributor and lumbar support

Easy find & apply seat height adjuster

Easy to grab and pull while seating

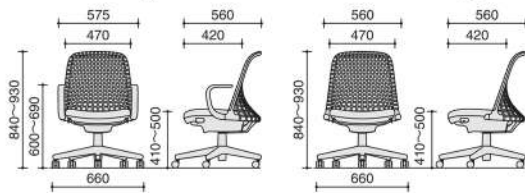
Easy to remove and change the seat pad

Easy to clean

DIMENSION

With Armrest Type

Without Armrest Type



COLOR MATERIAL

Black / White-Brown Frame




Platina Brown Frame



Pea Green Frame



WEB SPECIAL SITE



picora livina

Space-saving and comfortable to sit on.
A long-life chair with replaceable parts.



VARIATION



High Back Type



Low Back Type



Mini Back Type



High Chair with High Back

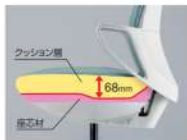


High Chair with Low Back

FEATURE



Forward Tilt up to 5°



Posture support seat



Minimalistic Armrest



CleanTect - stain resistance white resin coating



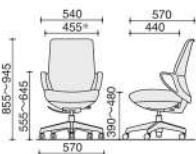
Easy replaceable back and seat



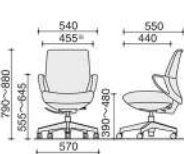
Environmentally friendly materials

DIMENSION

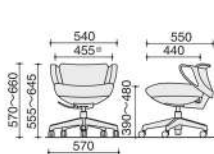
High Back Type



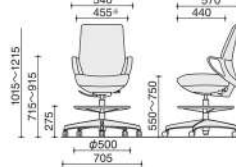
Low Back Type



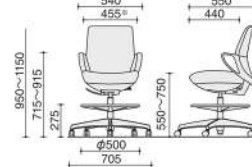
Mini Back Type



High Chair with High Back



High Chair with Low Back



COLOR MATERIALS

Leg/Body Fabric Cushion



Leg/Body Eco PVC Leather



WEB SPECIAL SITE

Mitra 2

Designed to fit beautifully in any scene

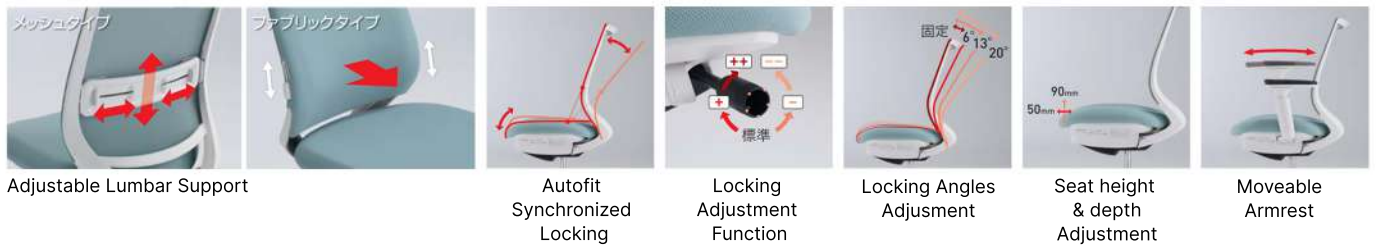




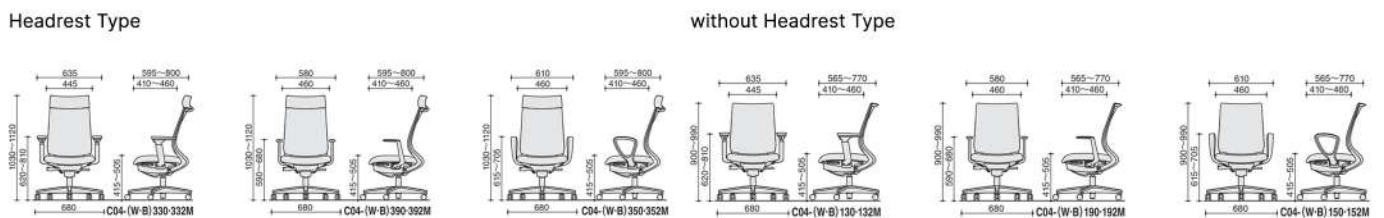
VARIATION



FEATURE



DIMENSION



UPHOLSTERY



WEB SPECIAL SITE

FABRE

'Good for Working and Living' chair.

2020 Year
Good Design Award





VARIATION

Premium Black x Mesh Polish x Leather White x Premium Fabric White x Standard Fabric

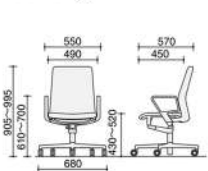


FEATURE

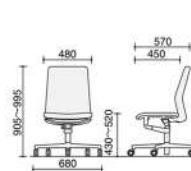


DIMENSION

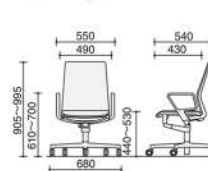
Fabric Type



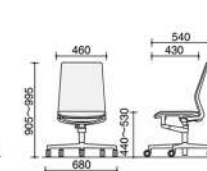
Mesh Type



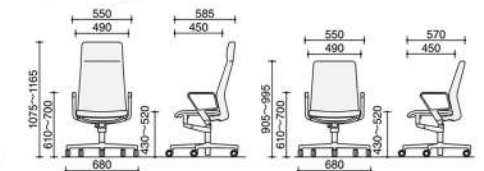
Leather Type



Leather Type



Leather Type



COLOR MATERIAL

Standard Fabric



Premium-grade Fabric



Leg



Leather



Mesh



WEB SPECIAL SITE

Monet

The ultimate comfort supported by air cushions.

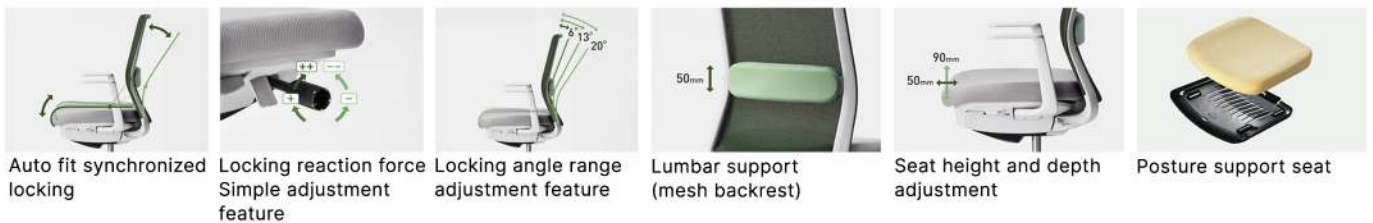




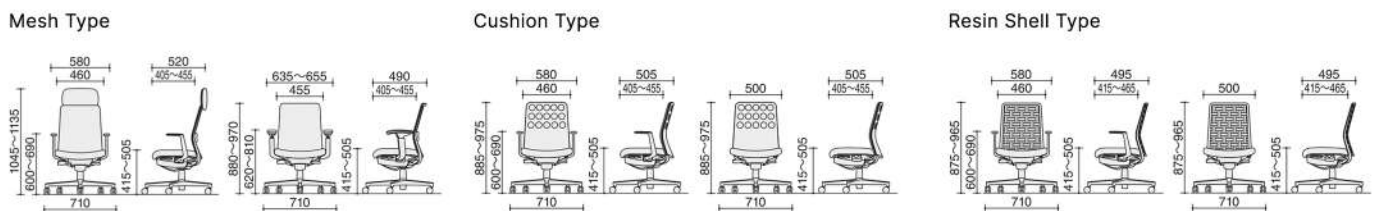
VARIATION



FEATURE



DIMENSION



UPHOLSTERY



WEB SPECIAL SITE

AVAIL GO

Avail GO

Functional and Aesthetic Appeal







Avail Go Bench

Integrated Cable Management

Cable wires are neatly concealed under top table, centered inside a trucking and center leg structure.



VARIATION

Round Leg



Trapezoid Leg



Straight Leg



Single Bench



W 1200;1400;1500;
1600;1800
D 600;700
H 750

Single Bench



W 2400
D 700
H 750

Double Bench



W 1200;1400;1500;
1600;1800
D 1200;1400
H 750

Double Bench

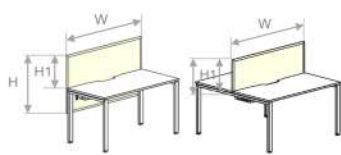


W 2400
D 1200;1400
H 750

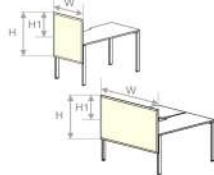
FEATURE

Screen Panel

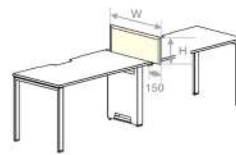
Front Desktop Panel



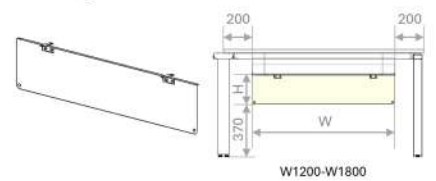
End Desktop Panel



Side Desktop Panel



Modesty Panel



COLOR VARIATION

Top Table Laminate (MFC)



Leg



Fabric for Desktop Panel





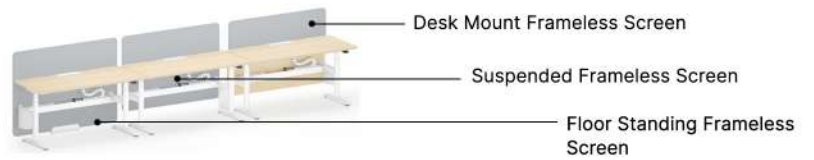
Avail Go HAD

VARIATION



Smart cable management covers wires beneath the top table

Underneath Beam Cover



Single Desk



W 1400;1500;1600;1800
D 600;700;800
H 650-1250

Single Bench



W 1400;1500;1600;1800
D 600;700;800
H 650-1250

Double Bench



W 1400;1500;1600;1800
D 1200;1400;1600
H 650-1250

FEATURE



Streamline Design



Tidy & Tech-friendly wire management



Height adjustable memory handset

COLOR VARIATION

Top Table Laminate (MFC)



Leg



Desktop Panel Fabric



ZANTE

Giving Your Workspace the Edge





VARIATION



Work Bench (Double Side)



L-Shape Type



Management Desk Type



Conference Table Type



Boomerang Type

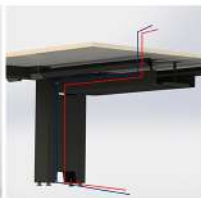
FEATURE




Available with Panel options



Easy Wiring Management





Flip up Cover for power socket





COLOR MATERIAL

Fabric for Panel (Tier 1)




Fabric for Panel (Tier 2)

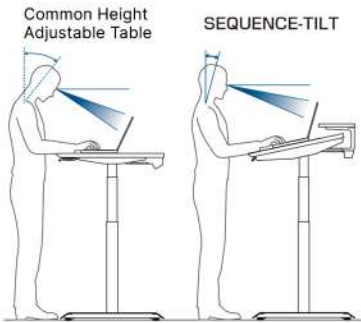


Top Table



Leg





Compare to the other height adjustable desk, the tilting feature of Sequence-tilt improve ideal body posture and viewing angle

Operating Switch



Basic
With the vertical lift function only.



Full Spec
Height indication and height memory function and a new reminder function.

FEATURE



Adjustable desktop angle (up to 12°)



Anti slip desk mat

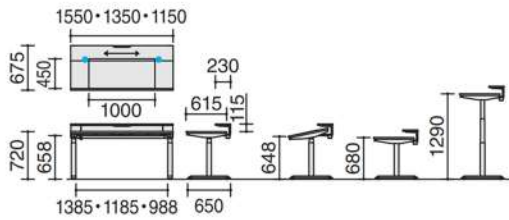


Bag hook



Anti fall desktop edge

DIMENSION



COLOR OPTIONS

Top Table Finish



Leg



WEB SPECIAL SITE



Ascend

VARIATION



Standard Table with power outlet/monitor arm
W1200-1800
D600/700



Standard Table without power outlet
W1200-1800
D600/700



Trapezoid Table
W1400
D600



Meeting Table
W1500/1800
D900

FEATURE



Slim Panels That Respect the Space

Easy-to-Maintain Cable Duct

Clean and Tidy Cable Management

Full spec lever

Equipped with a height display, height memory, and reminder function

Electrically adjustable height from 650 to 1250 mm

COLOR MATERIAL

Leg



Top Table




Panel Fabric (High-Grade Color GC Cloth)



Panel (Standard Color JT Cloth)



WEB SPECIAL SITE



SENTIR

"NEW TABLE, NEW SPACE."
Mix and match for up to 2000 styles.



VARIATION



FEATURE



SCAN US FOR FURTHER DETAILS

SENTIR SPECIAL WEB



SAIBI

Aesthetics meet function at work.

2015 Good Design
Award







VARIATION



Personal Table Type



Personal Table w/ storage



Personal Office Type



Storage

FEATURE



A delicate polished finish leg gives an unique floating feeling



The premium black painted legs add a touch of luxury to your space



Slim & frameless panel design (25mm thickness)



Chic wood pattern and premium woven fabric

COLOR MATERIAL

Top Board



Antibacterial/Antivirus



Fabric for Panel



Polished Leg



Painted Leg



Cabinet Finish





VARIATION

Square Type Triple



W : 6400 / 7200
D : 1500
H : 720

Square Type Double



W : 3200 / 4800
D : 1200
H : 720

Square Type Free Standing



W : 1800 × D : 900
W : 2400 × D : 1200
H : 720

Round Type (unwired)



φ : 1200
H : 720

Round Type (un/wired)



φ : 900
H : 720

FEATURE



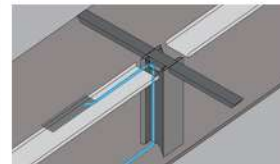
A matt black decorative board creates a high-quality feel



Wood grain wiring cover type



Aluminium wiring cover type



Center Leg with big capacity for wiring



Wiring inside single column base

COLOR MATERIAL

Top Board



Polished Leg



Painted Leg



◆ Antibacterial and antivirus performance is limited to the surface material of the top board only. Although the top board of this product reduces the number of specific viruses attached to the surface, it does not guarantee prevention of infection. Furthermore, antiviral processing is not intended to treat or prevent disease. This is a SIAA registered product.



WEB SPECIAL SITE

SAIBI-LX







VARIATION

Lounge Type



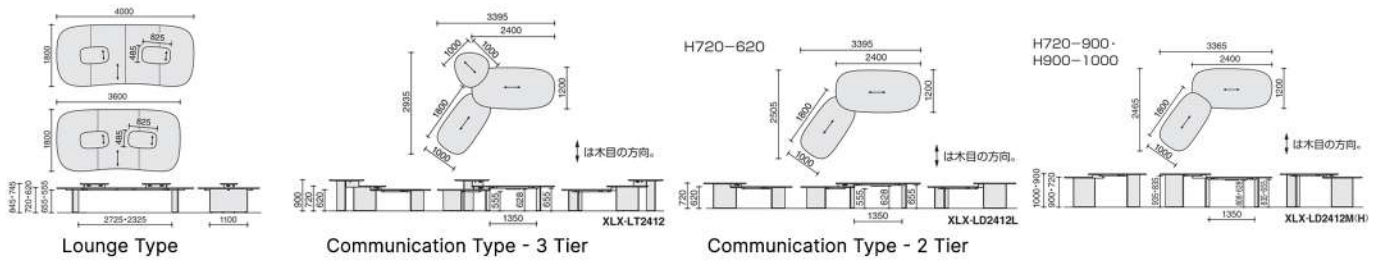
Inspired by stones and ponds in Japanese gardens, the organic tabletop shape encourages a more relaxed and varied way of sitting—breaking away from uniform seating by creating natural differences in position, orientation, and personal distance. The spacious legroom and side-leg support allow the table to span up to 4,000 mm, with inset legs that enable seating from any position.

Communication Type




Inspired by forms found in nature, with a rich harmony of varying heights and material textures. By combining three different heights and tabletop angles—H720, H620, and H900—each set at optimal distances and angles so you can focus on communication without being distracted by those next to you.

DIMENSION



COLOR MATERIAL

Leg



Top Table - Melamine



Top Table - Veneer



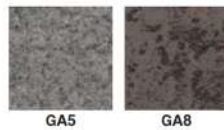
Top Table Linoleum



Width-joined tabletop



Top Table Ceramic



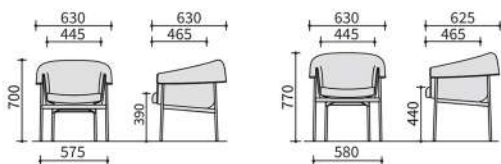


VARIATION

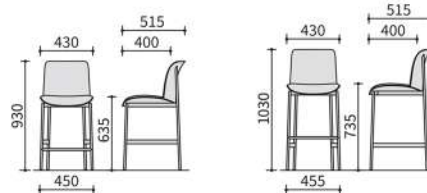


DIMENSION

Armchair Type



Counter Chair Type



COLOR MATERIAL

Leg & Frame



Back & Seat Cushion



WEB SPECIAL SITE

Any way

enjoy working freely





WEB SPECIAL SITE



VARIATION




Team Presentation



Large Team



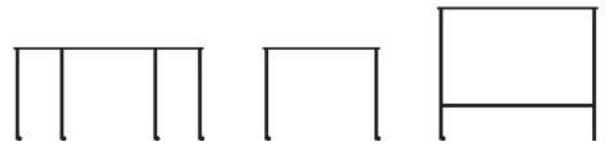
Touch Down



Brainstorming


Any Chair

Any Table







VARIATION



Deep Discussion



Solo Work



Review Session



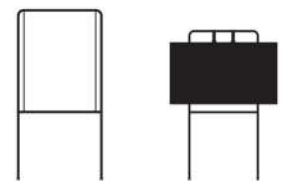
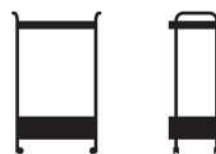
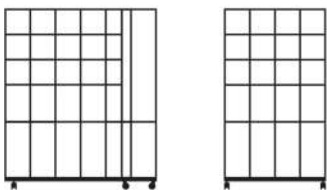
Mix Style

Any Wall

Any Sofa


Any Wagon

Any Tool





FEATURE



DIMENSION

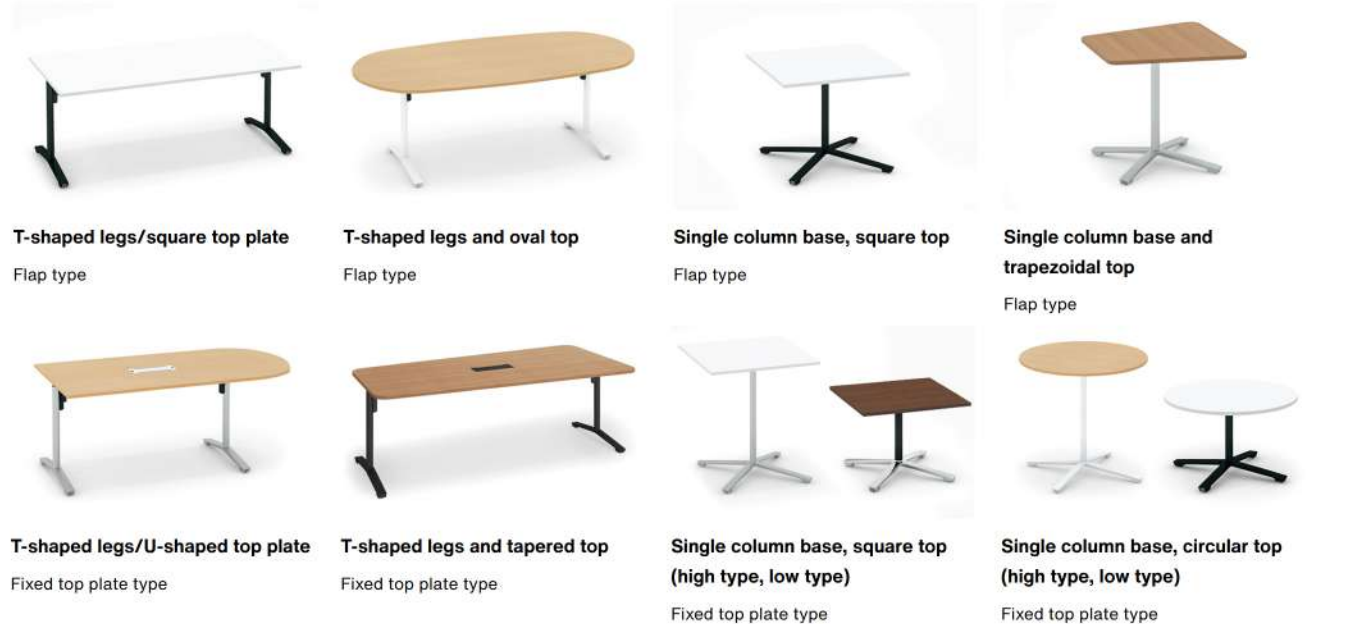


COLOR MATERIAL






VARIATION



FEATURE



COLOR MATERIAL



WEB SPECIAL SITE



Leafline

VARIATION



Panel type
With shelf (W1800)



Panel type
No shelf (W1500)



No panel type
With shelf (W1500)



No panel type
No shelf (W1200)

FEATURE



Foldable



Shelving (Optional)

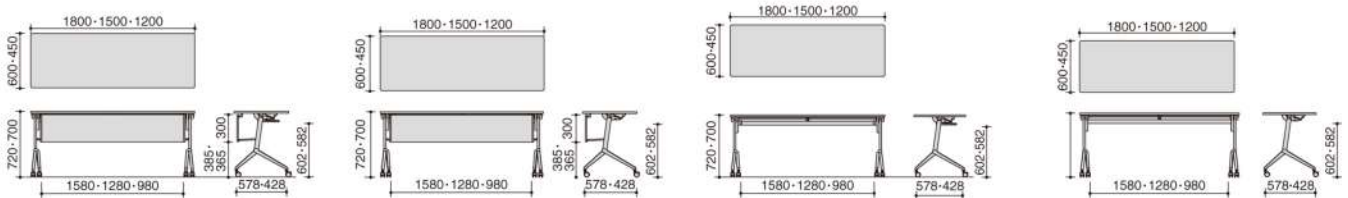


Rounded corner top


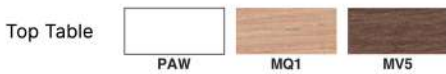


Castor with adjuster (up to 10mm)

DIMENSION



COLOR MATERIAL



WEB SPECIAL SITE



FEATURE



Easily pulled and handy design



Ergonomically designed wrap-around seat shape



Sustainable material and design



Smooth leg tips



Stackable (L-shell type)

VARIATION AND DIMENSION

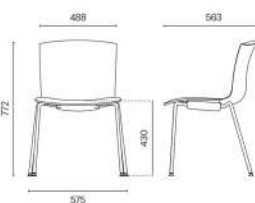
Cup Shell + 4 Legs



L-Shell + 4 Legs



L-Shell + Stackable



COLOR MATERIAL

Base	B	G	Z	B	B
+	+	+	+	+	+
Shell	E6	E2	1K	46	V1



WEB SPECIAL SITE



R Chair

Experience comfort in motion.

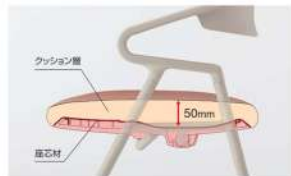
With a design that showcases its functionality and a wide range of options, this meeting chair fits effortlessly into any space.



FEATURE



Backrest Tilt Function



Posture Support Seat

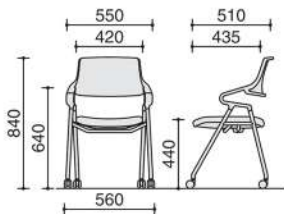


Easy Back and Seat Replacement



Eco-Friendly Materials

DIMENSION



COLOR MATERIAL

Leg & Frame



Cushion



WEB SPECIAL SITE



Toss

A wooden presence that blends naturally into relaxing spaces. A café chair designed to accompany moments of dining and conversation.



FEATURE



The sculpted shell supports effortless sitting & standing pose



Glide feet that reduce floor noise



The stackable-leg type can be stacked up to four units

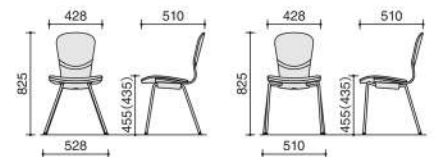


VARIATION & DIMENSION

4 Legged Type



Stackable Leg Type




COLOR MATERIAL

Wooden Type



Black Type



Seatpad Fabric



Seatpad PVC



WEB SPECIAL SITE



FEATURE



Back tilt mechanism



Shell shape support stable posture



Replaceable back cover




Chip mold urethane (recycled)



Recycled bioplastic resin shell

UPHOLSTERY

Standard Fabric



Back/Seat Resin Frame



Leg



WEB SPECIAL SITE



CLAVO

A Cost-Effective, Comfortable and Durable Training Chair.

Simple design for various spaces—from private office to open area. In addition, compact and horizontally stackable to store it efficiently. Come with optional side writing tablet feature, castors leg, and various bright colors fabric upholstery.

FEATURE



Horizontal Stacking
(Gap 205mm)



Optional Writing Tablet

COLOR MATERIAL

Mesh (Seat Back)



Fabric (Seat Cushion)



- Black Frame
Only black seat cushion can be paired with different mesh back color options.
- White Frame
The mesh back and seat cushion should be paired up the same color tone.

VARIATION



Black Frame
without Writing Tablet



Black Frame
with Writing Table

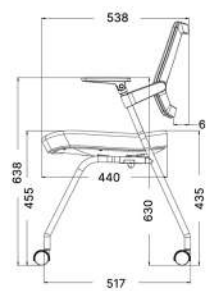


White Frame
without Writing Table

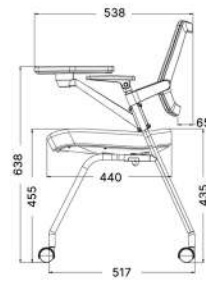


White Frame
with Writing Table

DIMENSION



Without Writing Tablet



With Writing Tablet

Notion





VARIATION

High Back Chair



Low Back Chair



Selection of the fabric upholstery

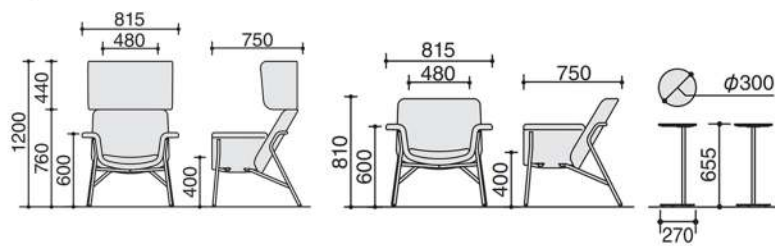


DIMENSION

High Back

Low Back

Side Table



UPHOLSTERY

Frame



SAA



E6A

Standard Fabric Upholstery



GY6J

GY2G

GY5J

GYLK

GY0W



GY0X

GYM5

GYEG

GYEB

GYEC

Top Table



MCW

MX1



MY3

MV8

camira Fabric Upholstery



EGL37

EGL01

EGL10

EGL07

EGL35

EGL23

EGL21

EGL12

EGL09

EGL14



LDS16

LDS37

LDS32

LDS59

LDS48

LDS62

LDS56

LDS73

LDS74

LDS45



WEB SPECIAL SITE



SETTLE

(2020 Good Design Award Winner)

A lounge chair that blends beautifully into your lounge space and also suitable for work.

From forward leaning posture during work to backward leaning posture during rest, Settle can comfortably change your activity.

VARIATION

Black Leg (E6A)



Polished Leg (P)



FEATURE



Suitable both for working and relax

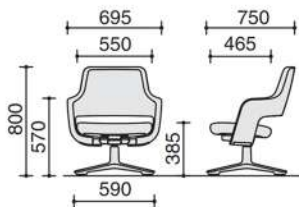


Low Floor Castors



Rotatable seat


DIMENSION



WEB SPECIAL SITE

UPHOLSTERY

Standard Fabric



Premium-grade Fabric

camira





METTI

From relaxing to working sofa

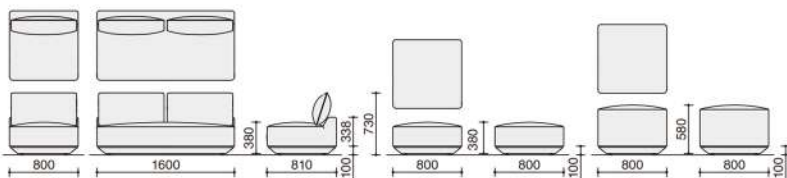
VARIATION



FEATURE



DIMENSION



WEB SPECIAL SITE

UPHOLSTERY





CHESS

Chess is an innovative seating solution designed to offer flexibility, mobility, and comfort in various environments. Characterized by its rotating seat and sturdy base equipped with smooth-rolling casters.



VARIATION

White Body



Grey Body



Natural Beech Wood



FEATURE

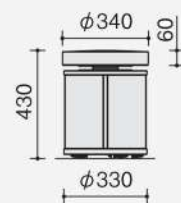


Crafted form and colors



Complete with castors and rotating seat feature

DIMENSION

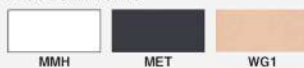


UPHOLSTERY

Seat Fabric



Wooden Frame



WEB SPECIAL SITE



VARIATION



Medium Gray Body



White Gray Body



Black Body



FEATURE



Distributes body pressure and maintains comfort. Easy to sit on and get up from.



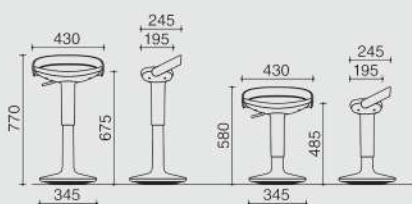
Generate ideas while swinging freely



Easy-to-move handle and light weight



DIMENSION



UPHOLSTERY

Cushion



Leg & Body



WEB SPECIAL SITE



VARIATION



BUSINESS SAVER



FEATURE



COLOR MATERIAL

Body Frame



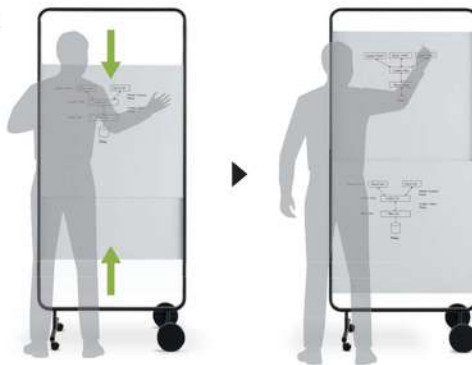
SAW



MOBI-bo

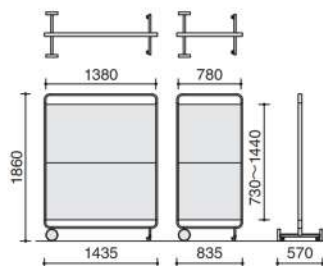
2018 Good Design Award

A unique whiteboard boasts a surface that effortlessly slides up and down. Need to brainstorm ideas while standing during a meeting? No problem. Simply slide the surface up to your desired height and let your creativity flow. Prefer a more relaxed setting? Lower the surface and take a seat, maintaining your focus and comfort throughout your brainstorming session or presentation.

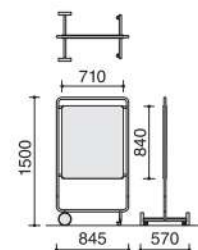


VARIATION

Lifting Type



Fix Type



COLOR MATERIAL

Frame Color



WEB SPECIAL SITE

dop

A Solo Work Booth
that leads to a comfortable posture
and performance improvement.





VARIATION

Compact Type



Standard Type



Professional Type



FEATURE



Tablet Stand



Bag Storage



Side Table

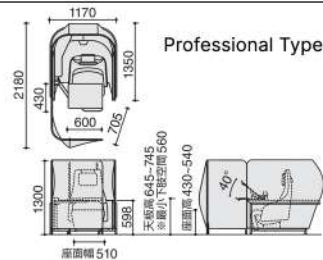
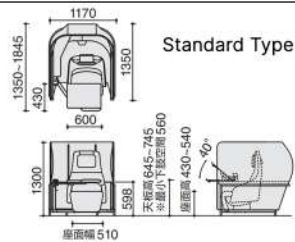
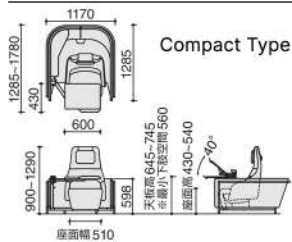


Height Adjustable



Tilt Adjustment

DIMENSION




UPHOLSTERY

Base Fabric



Upper Partition Fabric



Leather (Headrest)



Leather (Table)



Side Table



Seat



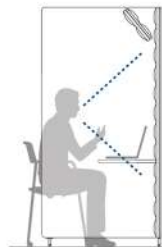
WEB SPECIAL SITE



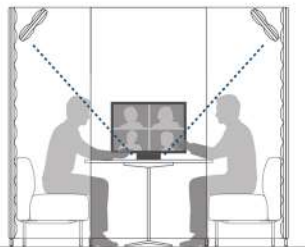
fore

WINNER GOOD DESIGN AWARD 2022

A panel booth system to provide a comfortable acoustic environment for diverse work styles.



Solo Booth

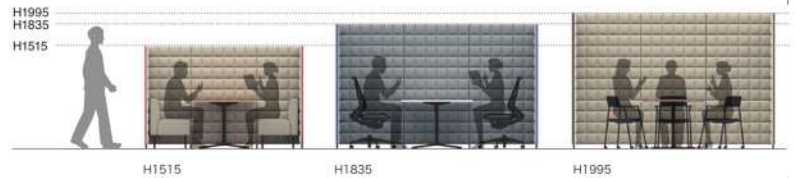


Meeting Booth



Fore utilizes high-quality sound-absorbing materials for the walls, ensuring clear sound during conversations and reducing sound echo.

A variety of panels combination and height to create any working scene you want and need.



VARIATION



Solo Chair Booth



Project/Brainstorming Booth



Meeting Chair Booth



Meeting Sofa Booth



Utility Booth



Solo Sofa Booth



COLOR MATERIAL

Inner	Outer Fabric	Inner	Outer Fabric
KNE3	KNE4	KNM1	KNM5
	KNQ6	KN9G	KN0Y
	KNT7	KN1S	
Sofa Fabric			
KNSE3	KNSM1		
Top Table			
MAW	MT1	MP2	MV5
Anti-bacterial/Antiviral Top Table			
XA1	XA5		

◆ The top surface of this product has antibacterial and antiviral properties. It reduces the number of certain viruses on the surface but does not prevent infection. The antiviral feature is not meant to treat or prevent disease. This product is registered with SIAA.

DIMENSION

Solo Chair Booth
 W+80, D+40, 1995*1835*, 1515, 720, 700※

Solo Sofa Booth
 W+80, D+80, 1995*1835*, 1515, 360, 360, 550

Meeting Chair Booth
 2965, D+45, 1995*1835*, 1515

Meeting Sofa Booth
 W+85, D+85, 1995*1835*1515, 962

Utility Booth
 W+85※, D+40, 1995*1835*, 1515

Moving Panel-Standart Type
 620, 608, 548, 1835, 71, 1125, 51, 87

Moving Panel-Whiteboard Type
 620, 608, 548, 1835, 1380, 71, 1125, 51, 102, 87, 898

Moving Panel-Bracket Type
 620, 608, 548, 1835, 1130*1080, 71, 1125, 51, 732, 152, 87



WEB SPECIAL SITE



VARIATION

4-8 Pax
Panel Partition Type



2-4 Pax
Glass Partition Type



1 Pax - Standing
Glass Partition Type



1 Pax - Sofa
Panel Partition Type



DIMENSION



AH Meyer power and USB Charging



Sensor based LED light



Working Table



Well ventilated interior



Built-in Castor

COLOR MATERIAL

Side / Back Panel



Sofa Fabric



Table



Inner Accoustic Layer



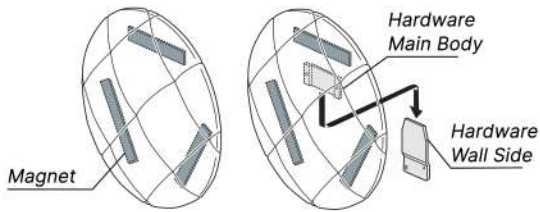
Door Frame





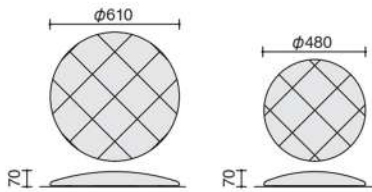
bisketta

A wall-mounted sound-absorbing panels create a sense of comfort. Bisketta brighten up any space by placing them on the wall. The warm colors and plump, rounded design give a soft impression and create an atmosphere where conversation is lively.



The magnet on the back of the panel allows for easy installation on steel surfaces. For walls where magnets cannot be attached, a type with wall fixing hardware is available.

DIMENSION



UPHOLSTERY

Standard Fabric




camira Synergy



G2



WEB SPECIAL SITE



THE CAMPUS

How Japanese furniture leader KOKUYO transformed a 40-year-old office into a vibrant community hub.



In the heart of central Tokyo, a 40-year-old office building has been reborn as **"THE CAMPUS"** —

a biophilic, semi-public precinct that challenges the traditional boundaries of city-center workspaces. Completed in 2021 by KOKUYO, this 90,696 sq ft facility serves 1,300 employees and the local community alike.

A Strategic Shift: From Office to "Campus"

The project's core strategy was to move away from the rigid, divisional structures of the past and toward an experimental space where people can live, work, and create without restriction.

To achieve this, KOKUYO took the radical step of demolishing one of its three original buildings to create an outdoor parkland. The space is designed not just for aesthetics, but to boost wellbeing and encourage the kind of unplanned, serendipitous interactions that foster creativity.

Design Focused on Activity, Not Departments

Inside THE CAMPUS, the architecture follows the "university campus" model, promoting continuous learning and development.

Rather than being divided by company departments, floors are designed around specific tasks and employee needs. This approach combats the social isolation often felt in home-working environments by maximizing in-person engagement.

Commitment to Sustainability


- Energy & Heat: The building uses mostly renewable energy and porous concrete paving to mitigate the urban heat effect.
- Resource Efficiency: Water usage has been reduced by 27% through high-efficiency fixtures, and there is an ongoing commitment to reducing reliance on plastics across operations.

A Hub for Local Culture

Unlike traditional offices that remain closed to the public, THE CAMPUS is an open invitation to the neighborhood.

The facility provides amenities accessible to both employees and the public, including all-gender bathrooms, nursery rooms, and prayer rooms.

By hosting community-focused events like flea markets and collaborative workshops with universities, the site has welcomed over 130,000 visitors in its first three years.





LAMEX Joins KOKUYO Group and Enters into a New Stage with Kokuyo Furniture

LAMEX and KOKUYO Furniture China have become the same group company and are moving towards a new stage together.

HNI HK, a subsidiary of HNI Corporation of the United States, owns the well-known office furniture brand LAMEX and is a professional office furniture production and sales company in Hong Kong. The company has extensive experience in product development, production and supply chain management. For many years, it has focused on high-quality Chinese customers and has a good global customer base.

KOKUYO Group has been actively leveraging its global market experience to explore the Chinese market, while continuously expanding its product lines and improving price competitiveness.

After LAMEX becomes a subsidiary of the KOKUYO Group, it will strengthen the KOKUYO Group's sales, production and supply chain management capabilities for mid-to-high-end target customers and provide more product choices and better workspace solutions to meet the diverse needs of evolving changes of future workspaces, and to help the long-term development of enterprises.





1977

LAMEX is founded

1993

A pioneer to establish furniture manufacturing base in Dongguan, China

2006

Promoted lean and sustainable management

2015

Completed brand repositioning
Committed to sustainability

2018

Dongguan Production Center accomplished smart transformation

Set up Design Lab to accelerate original product design

2021

Shanghai, Beijing, & Hong Kong Showrooms accomplished activity-based working and smart transformation

2022

Joined Kokuyo Group

LAMEX has been known as Top 500 Asia Brand and other leading brand awards in China furniture industry. LAMEX has expanded their business presence across 20 countries in Asia Pacific, Middle East, Africa, and America. Locations include all major cities in China and Singapore.

Ezee

Easy | Energetic | Endurance





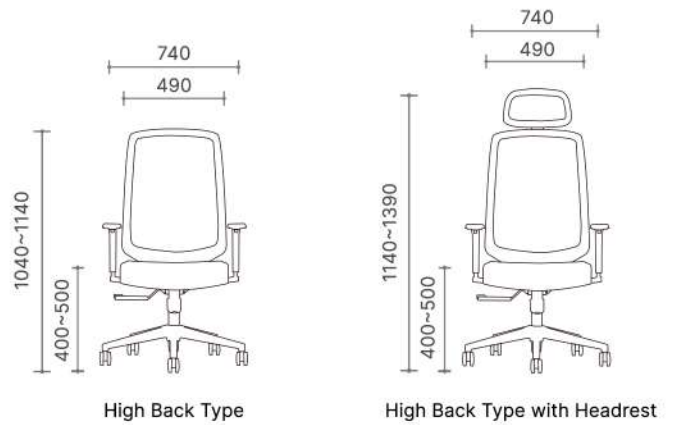
FEATURE



VARIATION



DIMENSION



COLOR MATERIAL

Back Mesh



Seat Fabric

Scena



Boldface



Elvy



Era



Medley



New Win



Verta





VARIATION



FEATURE



COLOR MATERIAL

Mesh



Leather



Artificial Leather



Frame / Leg



WEB SPECIAL SITE

Cushion Fabric





Trus





VARIATION



FEATURE



COLOR MATERIAL

Mesh



Leather



Faux Leather



Frame / Leg



WEB SPECIAL SITE

Cushion Fabric



Liquid

Made to measure



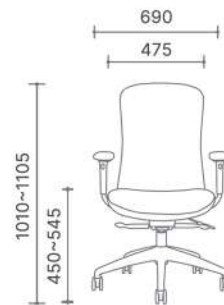


VARIATION

Black Mesh Type



White Mesh Type



FEATURE



Comfortable Headrest



Flexible Adjustable Armrest



Adjustable Seat Depth



Adjustable Back Support



Weight Activated Synchronized Mechanism

UPHOLSTERY

Back Mesh



Light Grey (K2)



Midnight Black (K6)

Seat Fabric



Light Grey (LS811)



Midnight Black (LS806)



WEB SPECIAL SITE



VARIATION



FEATURE



Stress releasing headrest



Highly supportive seating



Refined Tilt-lock



Seamless Design

COLOR MATERIAL

Upholstery



Carbon Black (MND9901)



Ivory Beige (ND9720)



WEB SPECIAL SITE



Elise Executive Chair

VARIATION



FEATURE



Streamline Design for full support



Top-notched synchronized mechanism



Adjustable Seat Depth



3D Adjustable Armrest



Highly durable and Aesthetic design

COLOR MATERIAL

Leather



Brown (BRL)



Black (BKL)

Faux Leather



Brown (BRV)



Black (BKV)



WEB SPECIAL SITE



Envolve

CONNECTED OFFICE



WILL
EATE
SI
EAK



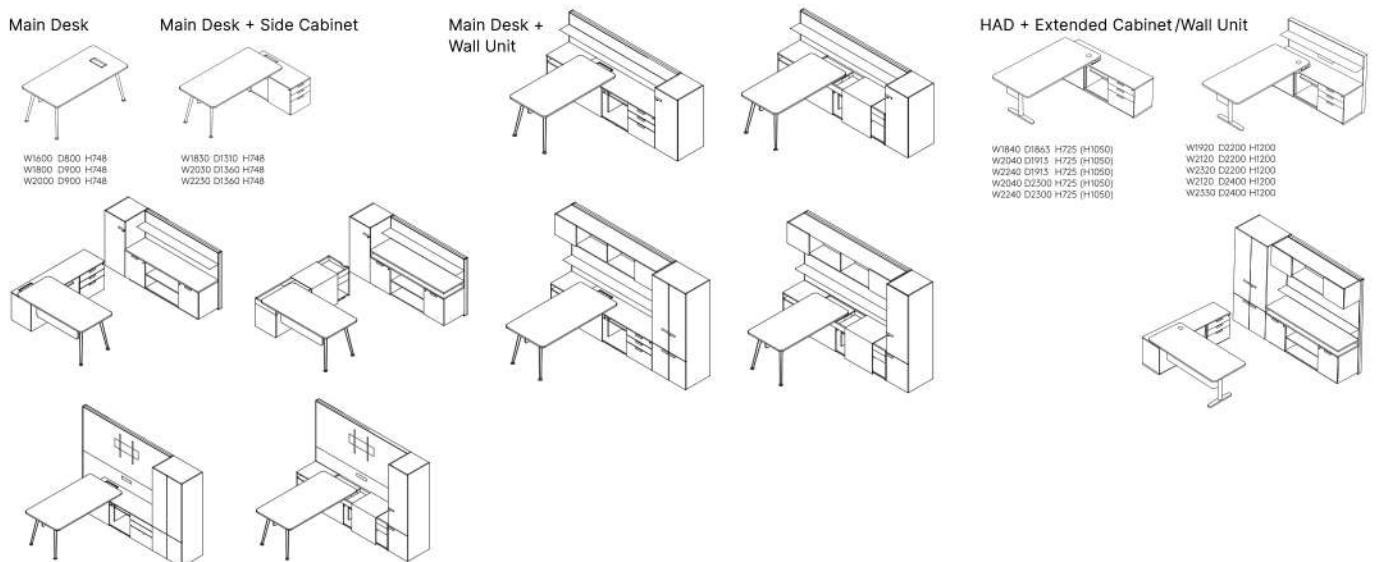




FEATURE



VARIATION AND DIMENSION

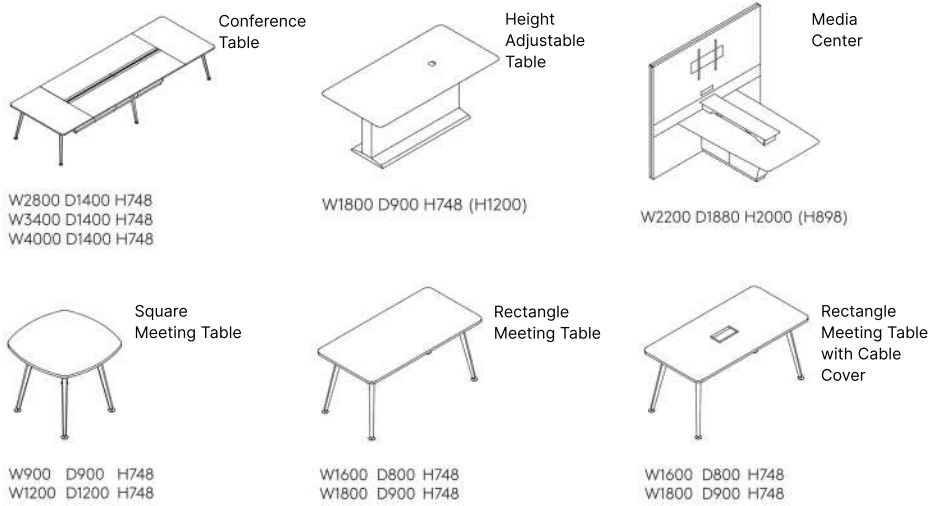




FEATURE



VARIATION AND DIMENSION



COLOR MATERIAL



Freory

Agile | Adaptable | Flexible





FEATURE



6° Backrest Reclination



6° Auto Tilt

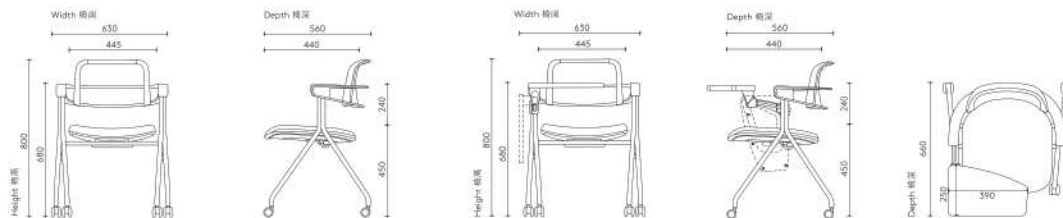


Optional Writing Tablet




Stackable

DIMENSION



COLOR MATERIAL

Mesh



Cushion




WEB SPECIAL SITE





VARIATION



Metal 4 Leg Type



Plastic back/seat:
W500xD520xH780
Fabric back/seat:
W510xD530xH790



Sled Leg Type



Plastic back/seat:
W500xD520xH790
Fabric back/seat:
W510xD530xH800



Wooden 4 Leg Type



Plastic back/seat:
W500xD520xH780
Fabric back/seat:
W510xD530xH790



5-Star Leg Type



Plastic back/seat:
W680xD680xH725~775
Fabric back/seat:
W680xD680xH735~785

COLOR MATERIAL

Fabric
Gabriel
Medley



Fabric
Camira
Blazer



Plastic



Metal
Leg



Wooden
Leg



WEB SPECIAL SITE



Same

Same Multipurpose Chairs are stylish, versatile, and functional. Offered with chrome and wooden finish Leg.



VARIATION



Multi-purpose Chair, Wooden 4-Leg, w/Armrest



Multi-purpose Chair, 4-Star Leg, w/Armrest



Multi-purpose Chair, Wooden 4-Leg, w/o Armrest



Multi-purpose Chair, Wooden 4-Leg, w/o Armrest



Multi-purpose Chair, 4-Leg, w/Armrest



Multi-purpose Chair, 4-Leg, w/o Armrest



Multi-purpose Chair, 4-Star Leg, w/Armrest



Multi-purpose Chair, 4-Star Leg, w/o Armrest



Bar Stool, High 4-Leg



Bar Stool, High Sled Leg

UPHOLSTERY

Sunday



Dolphin

Millennial Pink

Caramel

Reef

Seaweed

Moonlight

Cloudy



WEB SPECIAL SITE



Landing

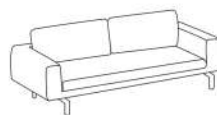
This collaborative sofa series provides 2 options: 3-seater and 1-seater.



VARIATION



3-Seater Type



3-Seater Sofa
W2200 D970 H740



1 Seater Type



1-Seater Sofa
W1120 D970 H740

COLOR MATERIAL



WEB SPECIAL SITE



Yard

Ideal for Modern Workspace

Yard's design offers aesthetic contours for exceptional comfort. Ideal for waiting areas, lobbies, lounges, breakout, or community spaces, Yard paired with a coffee table or ottoman creates an open, relaxed atmosphere fostering conversation and collaboration.

VARIATION



1-Seater Sofa
W980xD840xH800



3-Seater Sofa
W1820xD840xH800



UPHOLSTERY

Sunday



Dolphin Millennial Pink Caramel Reef Seaweed Moonlight Cloudy



WEB SPECIAL SITE



Spoon

Modern, Unique, and Fun Pouf to enliven workspace atmosphere.



Spoon Shaped Pouf
W420 D710 H600

Bene

Highly decorative and practice pieces suited to ornamental spaces, offering convenient learned collaboration.



Ø395/440 H440



Ø620/695 H400



Ø1010/1080 H360

COLOR MATERIAL

Fabric for Spoon

YM



Cashmere Rosewood Sunflower Golf Teal Blue Carbon Grey

Fabric for Bene

Sunday



Dolphin 海豚灰 (SU69) Millennial Pink 千禧粉紅 (SU10) Caramel 焦糖 (SU83) Reef 礁綠 (SU45) Seaweed 藻綠 (SU158) Moonlight 月光藍 (SU21) Cloudy 云雾灰 (SU35)



SPOON SPECIAL SITE



BENE SPECIAL SITE



Colletto

Colletto tables offer a fun setting that fosters great ideas, with USB ports offering convenient power supply.



Basalt

Smooth, dual-tone, and charming, Basalt is a conversation starter. It's extra lightweight and with a playful appearance that easily blends with any collaborative space.



COLOR MATERIAL

Fabric

Sunday



Dolphin
海豚灰 (SU69)

Millennial Pink
千禧粉红 (SU10)

Caramel
焦糖 (SU83)

Reef
礁绿 (SU45)

Seaweed
藻绿 (SU158)

Moonlight
月光蓝 (SU21)

Cloudy
云雾灰 (SU35)



COLLETTO SPECIAL SITE



BASALT SPECIAL SITE



Colony



FEATURE

Colony 2



Colony 3



Ottoman



Coffee Table w/ 3 Tiers & Ottoman
W1170 D1248 H600



Coffee Table w/ 2 Tiers
W500 D670 H600

COLOR MATERIAL



COLONY TABLE



COLONY STOOL

This and That One



This and That Two



VARIATION

This and That One



This and That Two



COLOR MATERIAL

Top Table

Faux Stone



Wood Print Membrane



Powder Point



THIS AND THAT ONE



THIS AND THAT TWO



HOCKEY





Hyper-Learning for Active Training

Hockey mobile desks quickly shift from classic rows to interactive clusters—triangles, hexagons, or trapezoids—ideal for group work and brainstorming.

The result is a flexible, collaborative environment that keeps learning active and innovative.





DIMENSION



Rectangular Worktop
W800/1000/1200/1400
D500/600/700 H750



Trapezoid Worktop
W1200/1400
D520/607 H750



Rectangular High Desk
W1200/1400
D500/600/700 H1050



Movable Whiteboard
W600/900/1200
H1650/1800



Upholstered and
Tackable Screen
W600/900/1200
H1650/1800



Media Stand
H1350/1650



Trolley - 2 Layer
W943 D430 H930

FEATURE



Leans Leg present high flexibility for quick configuration



Sporty look Leg and open-ring Castor



Multipurpose Hook for cable or users's belonging



Optional Modesty Panel



A Slide-to-link connection

COLOR MATERIAL

MFC - Solid and Wood-grain 三聚氰胺板 - 纯色 / 木纹系列



Warm White (MFW) 暖白色
Maple (MFP) 枫木色
Sunlight Ash (MFA5) 晨光白橡木
Oak ** (MFLQ/COLOR310) 橡木色
Cherry (MFC) 樱桃木色
Vintage Ash (MFAV) 复古白橡木
Walnut ** (MFLW/COLOR309) 胡桃木色
Chocolate Ash (MFA2) 巧克力白橡木

Metal - Solid 钢板 - 纯色系列



Warm White (H)
Clay (CL)
Ink Black (BL)
Chalk Blue (CB)
Terra Rossa (TR)
Sage (SA)
Stone (ST)



WEB SPECIAL SITE



COLOR MATERIAL

MFC - Solid



Warm White (MFW) Grey (MFG) Black (MFK)

MFC - Wood-grain



Maple (MFP) Red Maple (MFA) Sunlight Ash (MFA5) Oak (MFL0/COLOR310) Cherry (MFPY) Walnut (MFLW/COLOR309) Vintage Ash (MFAV) Chocolate Ash (MFAK)



Slope Edge Handle

L-Shape Handle

Embedded Handle

Key Lock

Digit Lock

VARIATION

Pedestal 2 Drawers (L Shaped/Embedded/Slope Edged Handle)
W427 D555 H523



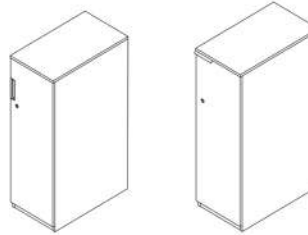
Pedestal 3 Drawers (L Shaped/Embedded/Slope Edged Handle)
W427 D555 H637



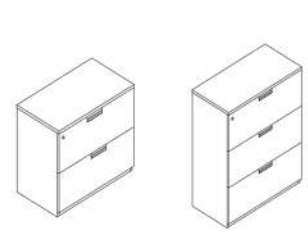
Bookcase
W700-1200 D400/450 H745-2100



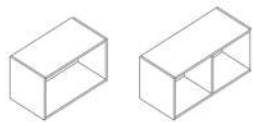
Wardrobe (L/R)
(L Shaped/Embedded Handle)
W300/400 D600/700 H1100/1200



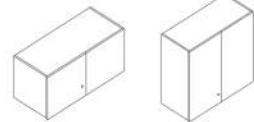
Lateral Drawer Cabinet
(L Shaped/Embedded Handle)
W800/900/1000 D450 H745/1145



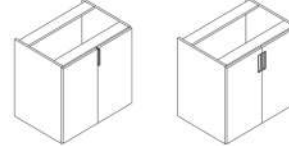
Open Rack Hanging Cabinet
W700-1000 D440 H420



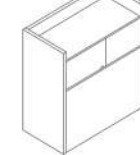
Swing Door Hanging Cabinet
W700-1000 D440 H420/850



COT Cabinet (L Shaped/Embedded Handle)
W766 D540 H720



Sidekick
W270 D550 H585



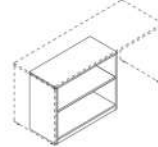
Credenza
W1200/1500/1800 D450 H500



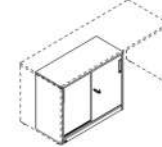
End of Run
W1200/1400/1600
D400/45 H1150



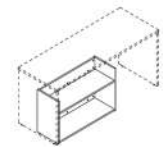
Underdesk Bookcase
W700/900 D400 H722



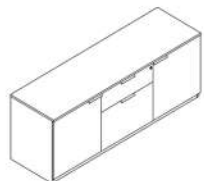
Underdesk Sliding Cabinet
W700/900 D400 H722



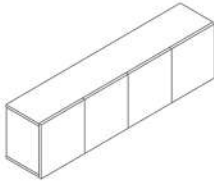
Underdesk Bookcase
W700/900 D330 H570



Low Cabinet
W1700 D500 H630



Hanging Cabinet
W1500 D330 H400



Wardrobe Combo
W550 D500 H1800



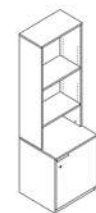
W800 D500 H1700



Wardrobe Bookcase
W800 D500 H1700



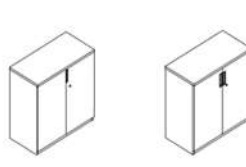
W550 D500 H1800



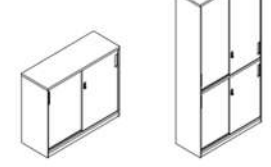
Return Cabinet
W1700 D500 H630



Swing Door Cabinet
W700-1200 D400/450 H745-2100



Sliding Door Cabinet
W700-1200 D400/450
H745-2100

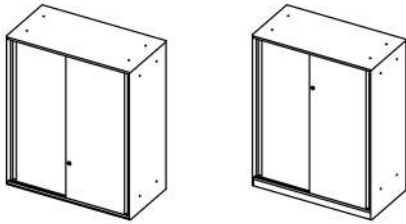


WEB SPECIAL SITE



VARIATION

Sliding Door Cabinet



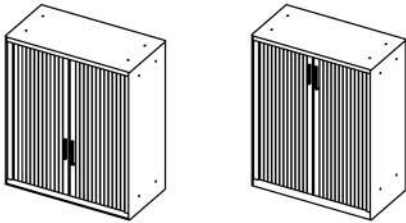
Upward W900 D450 H724/1076
Base W900 D450 H784/1136

Open Shelf Cabinet



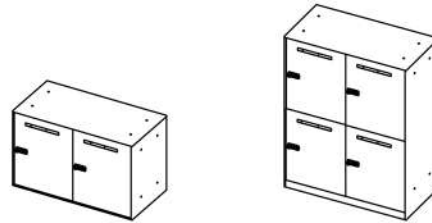
Upward W900 D450 H386/724/1076
Base W900 D450 H784/1136/2212

Roller Door Cabinet



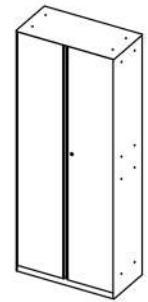
Upward W900 D450 H724/1076
Base W900 D450 H784/1136

Locker



Upward W900 D450 H556.5
Base W900 D450 H1136

Wardrobe



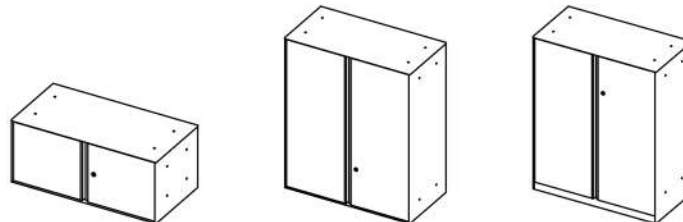
Base W900 D450 H2212

Mobile Pedestal



W390 D500 H599

Swing Door Cabinet



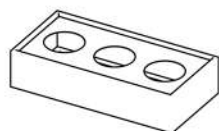
Upward W900 D450 H386/724/1076
Base W900 D450 H784/1136/2212

Lateral Drawer File Cabinet



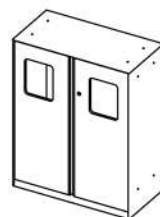
Base W900 D450 H784/1136

Planter



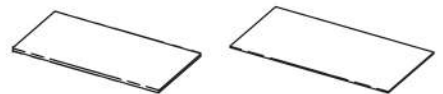
Upward W900 D450 H200

Recycle Cabinet



W900 D450 H1136

Cabinet Top



MFC

Metal




Louvre

The stylish, rotatable screen partition that's more than just a divider.



FEATURE



360° Rotatable Screen (Open/Close) to adjust privacy needs




Acoustic Infill for sound reduction performance



Dimension : W1400xD340xH1500mm

COLOR MATERIAL

Era							
Elvy							
New Win							
Powder Paint 金属漆							



WEB SPECIAL SITE



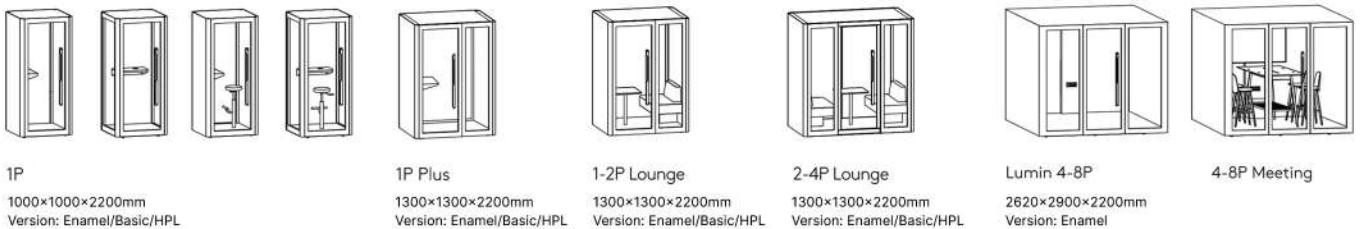
Lumin

Comfort and privacy







VARIATION



FEATURE



COLOR MATERIAL

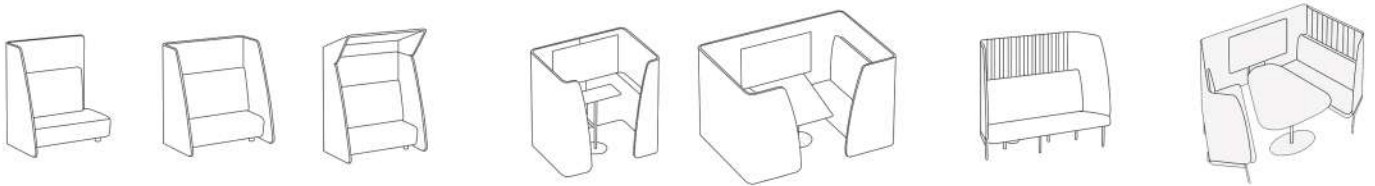


WEB SPECIAL SITE





VARIATION



Window Sofa

Single
W1080 D1000 H1600
Double
W1630 D1000 H1600

Island Sofa

Single
W950 D1000 H1600
Double
W1500 D1000 H1600

Island Sofa w/ Roof

Single
W950 D940 H2125
Double
W1500 D940 H2125

Standing Suite

W1800 D1300 H1800

Lounge Suite

W2800 D1800 H1600

Lite Settee

W1825 D743 H1600

Lite Suite w/ TV Kit

W3048 D1731 H1600

COLOR MATERIAL

Fabric



MFC



Natural Veneer



Powder Paint



WEB SPECIAL SITE

KOKUYO

PT. KOKUYO Furniture Indonesia
TOTO Building 6th Floor, Jl. Letjen S. Parman Kav. 81, Jakarta Barat 11430
Ph. +6221 29298511 / 8577 Fax. +6221 5860068
info_kfi@kokuyo.com



facebook : @kokuyo.id



instagram: kokuyo_indonesia



website: www.kokuyo.co.id